

---

# SPLIT SYSTEM AIR CONDITIONERS

---

**Come home to comfort with LG**



# Come Home To Comfort with LG air conditioners

## Why LG Air Conditioning

Designed for the way you live, our air conditioners are available in a wide range of styles - so you can create a space that's cool, comfortable and stylish.

LG is committed to providing quality products to enrich the everyday lives of Australians. We believe in our products and provide a **10 year compressor parts warranty**, so comfort will be with you for years to come.

With LG Split System air conditioning products, you'll also enjoy benefits such as:

- **Embedded Wi-Fi** - so that you can control your unit with your Smartphone, even when you're not at home\*.
- **Active Energy Control** - to help track your energy consumption.
- **Low Noise** - LG Air Conditioners operate at low sound levels.

For ease of installation, energy efficiency and quiet performance, LG air conditioning systems are the smart choice.

## Home Connectivity

LG is making your life simpler and more convenient with connected appliances so you can now control your air conditioner with the sound of your voice.

Google Assistant\* is now compatible with LG Split System Air Conditioners.

This means, you can now delegate tasks or ask your LG Air Conditioner questions via the Google Assistant app or a compatible speaker.

The list of supported Google Assistant commands includes:


- OK Google, turn on the air conditioner
- OK Google, what's the temperature of the air conditioner
- OK Google, set the temperature to 22 degrees

This not only demonstrates LG's commitment to innovative technology in our products, but continuously finding ways of helping busy Australian's in their day to day life.



\* Product Registration using both LG Smart ThinQ app & Google app is required. Internet, Wi-Fi connection and Google account required. Data usage may apply. Controlling devices and features requires compatible smart devices. Features and services may be changed without notice. Google is a trademark of Google LLC.





"OK Google, turn on the air conditioner!"

"Sure, turning on"

MODEL LINE-UP

# SMART SERIES

## WS Series

Built-In Wi-Fi

**R32**  
REFRIGERANT



### WS09TWS

Indoor : WS09TWN  
Outdoor : WS09TWU

Cooling: ★★★★★  
Heating: ★★★★★

### WS18TWS

Indoor : WS18TWN  
Outdoor : WS18TWU

Cooling: ★★  
Heating: ★★★

### WS12TWS

Indoor : WS12TWN  
Outdoor : WS12TWU

Cooling: ★★★  
Heating: ★★★

### WS24TWS

Indoor : WS24TWN  
Outdoor : WS24TWU

Cooling: ★★  
Heating: ★★



Product Registration using both LG Smart ThinQ app & Google app is required. Internet, Wi-Fi connection and Google account required. Data usage may apply. Controlling devices and features requires compatible smart devices. Features and services may be changed without notice. Google is a trademark of Google LLC.

# HIGH EFFICIENCY SERIES

## WH Series

Built-In Wi-Fi

**R32**  
REFRIGERANT



### WH09SK-18

Indoor : WH09SKN-18  
Outdoor : WH09SKNU-18

Cooling: ★★★★★★  
Heating: ★★★★★★

### WH18SL-19

Indoor : WH18SLN-19  
Outdoor : WH18SLU-19

Cooling: ★★★★★  
Heating: ★★★★★

### WH30SR-18

Indoor : WH30SRN-18  
Outdoor : WH30SRU-18

Cooling: ★★★  
Heating: ★★★★★

### WH12SK-18

Indoor : WH12SKN-18  
Outdoor : WH12SKNU-18

Cooling: ★★★★★  
Heating: ★★★★★

### WH24SL-18

Indoor : WH24SLN-18  
Outdoor : WH24SLU-18

Cooling: ★★★  
Heating: ★★★★★

### WH34SR-18

Indoor : WH34SRN-18  
Outdoor : WH34SRU-18

Cooling: ★★★  
Heating: ★★★★★



## Control Your Air Conditioner with Your Voice.

Making it easy to control your air conditioner with your voice. Voice Control through a compatible speaker available in all LG Split Systems with built-in Wi-Fi.

## KEY FEATURES

# SMART



## Embedded Wi-Fi

### Built-in Wi-Fi Smart Control

The LG Smart ThinQ App lets you access and control your air conditioner with your smartphone\* even when you're not at home.

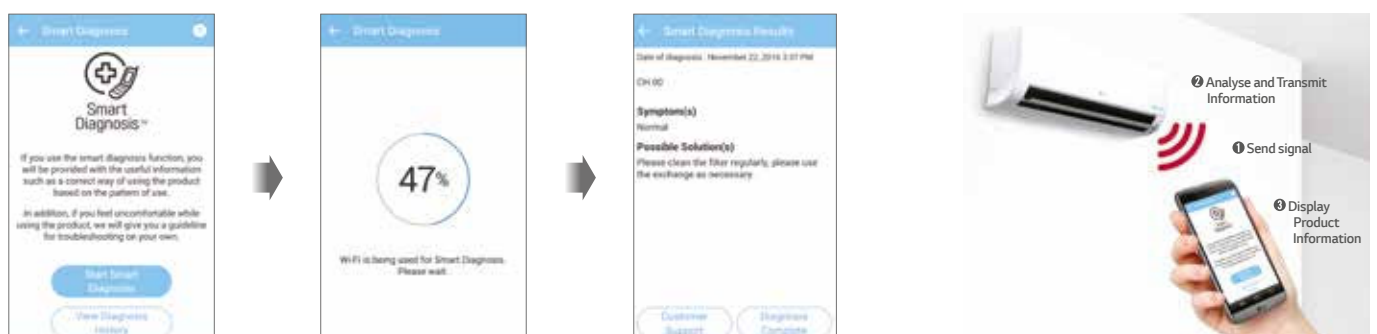


\* Product Registration using both LG Smart ThinQ app & Google app is required. Internet, Wi-Fi connection and Google account required. Data usage may apply. Controlling devices and features requires compatible smart devices. Features and services may be changed without notice. Google is a trademark of Google LLC.



## Smart Diagnosis

Smart Diagnosis provides usage tips and useful information based on your product usage patterns. If you experience a problem while using the product, we will help you to troubleshoot it using the Smart Diagnosis results.



# CORE TECHNOLOGY



## Smart Inverter Compressor

### Temperature control

The Compressor speed of the LG Smart Inverter Compressor™ is constantly adjusted and varied to maintain the desired temperature with less fluctuation than a non-inverter compressor.

Non-Inverter Compressor

Smart Inverter



# KEY FEATURES


## ENERGY EFFICIENCY



### Energy Display & Monitoring

View your real time energy usage

A simple push of the remote control button allows you to conveniently view current energy usage on your air conditioner's panel.



#### Benefit

##### Normal Mode

Current Temperature Setting



##### Electric Power

Displays Current Energy Use



#### Energy Monitoring

You can also view your weekly or monthly energy usage on the Smart ThinQ app.





## KEY FEATURES

# ENERGY EFFICIENCY



## Active Energy Control 4 - Step

### Take tighter control of your energy usage

Active energy control allows the user to adjust the energy levels to improve cooling efficiency and help reduce power consumption.

#### How It Works

##### Normal.

100% energy usage

Many people and high-activity level



##### Step 1.

80% energy usage

Few people and moderate-activity levels.



##### Step 2.

60% energy usage

Fewer people and low-activity levels.



##### Step 3.

40% energy usage

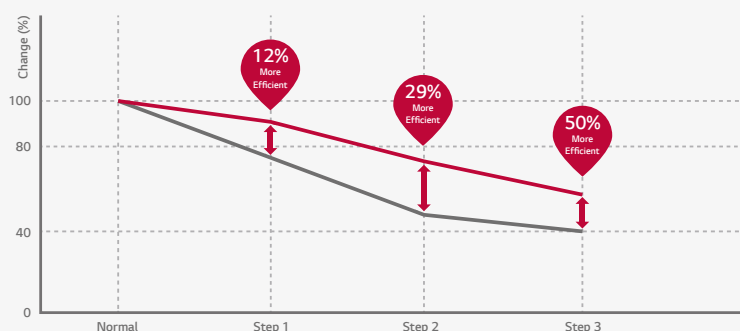
Fewest people with no activity.



#### Energy Savings

Limiting power consumption from 80-40% of normal use increases energy efficiency up to 50%.

- System Efficiency Gain
- Cooling Capacity
- Energy Consumption



\* Test Conditions : Temperature. (Indoor Temperature : 27°C DB / 19°C WB, Outdoor Temperature : 35°C), Air Conditioner model WH24.

## KEY FEATURES

# CLEAN, FILTERED AIR



## Plasmaster™ Ionizer<sup>PLUS</sup>

### Plasmaster Ioniser Plus & Auto Cleaning

The Plasmaster Ionizer generates over 3 million plasma ions which filtrate the air in the indoor environment and inside the air conditioning unit itself. The Auto Cleaning function helps to minimise the formation of mould and bacteria on the heat exchanger.

### Filtration and Deodorisation



## Auto Cleaning

Auto Cleaning dries the coil helping to minimise bacteria, mould and odours that can otherwise accumulate in an indoor unit.



Bacteria Reduction



Odour Minimised



Mould Minimised

## KEY FEATURES

# DURABILITY



## 10-Year Compressor Parts Warranty

### Smart Inverter Compressor™

The LG Smart Inverter Compressor™ is designed to cope with high temperatures, so great for those hot Australian conditions. With the 10 year compressor parts warranty\*, you have the peace of mind that you can come home to comfort for years to come.



\* 5 years parts and labour + 5 years limited parts warranty on the compressor.



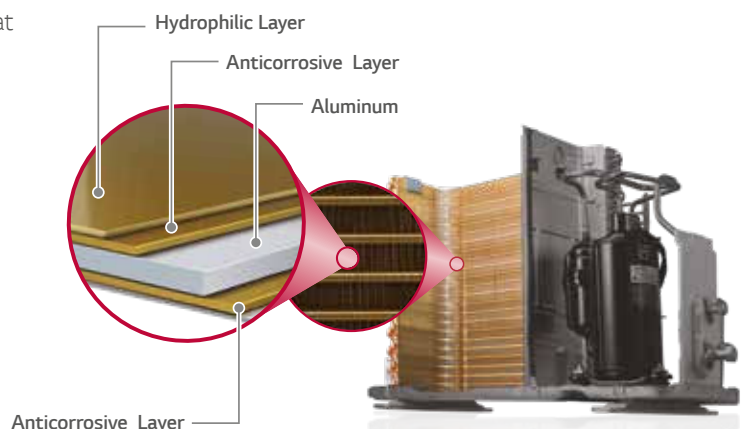
## Gold Fin™

The Gold Fin™ coating helps protect the surface of the heat exchanger from corrosion.

### How It Works

#### Crosscut View of Heat Exchanger

The gold-coloured special coating on the fin of the heat exchanger helps prevent corrosion.



## KEY FEATURES

# QUIET & COMFORTABLE



## Low Noise

### Sleep easy

LG air conditioners operate at low sound levels, thanks to the skew fan and Smart Inverter Compressor™ which reduces unnecessary noise.



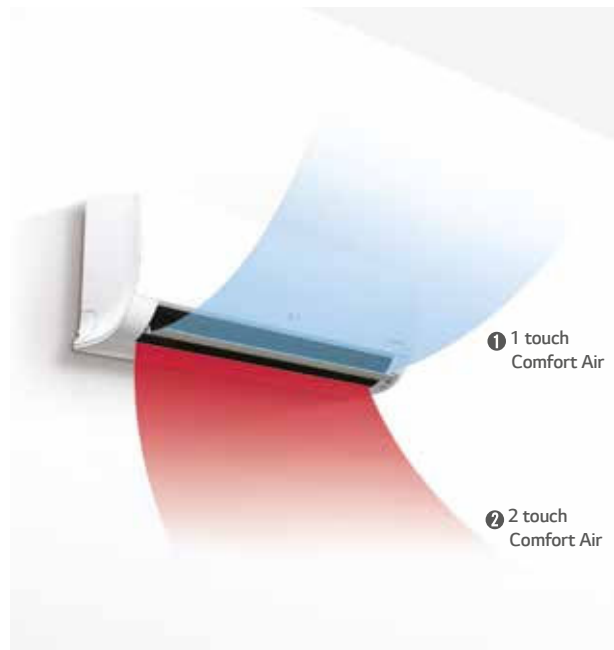
## KEY FEATURES

# QUIET & COMFORTABLE



## Comfort Air

This option conveniently sets an AC's louvers to a preset position so that outflowing air is directed away from a room's occupants.




### Scene 1: Inclines to a maximum 70° angle.

Sets vane angle to highest position :  
Optimised for gentle airflow cooling.

#### Indoor Unit Display



#### Remote Controller Display



### Scene 2: Declines to a maximum 0° angle.

Sets vane angle to lowest position :  
Optimised for gentle airflow heating.

#### Indoor Unit Display



#### Remote Controller Display



















## KEY FEATURES

# SMART SERIES



Model	WS09TWS	WS12TWS	WS18TWS	WS24TWS
Cool kW	2.6	3.4	4.8	6.3
Heat kW	3.2	4.0	5.9	7.3

















SMART	 Embedded Wi-Fi	●	●	●	●
	 Smart Diagnosis	●	●	●	●
ENERGY EFFICIENCY	 Energy Display & Monitoring	●	●	●	●
	 Active Energy Control - 4 Step	●	●	●	●
CLEAN, FILTERED AIR	 Plasmaster Ionizer <sup>PLUS</sup>	X	X	X	X
	 Auto Cleaning	●	●	●	●
DURABILITY	 10-Year Compressor Parts Warranty	●	●	●	●
CORE TECHNOLOGY	 Smart Inverter Compressor	●	●	●	●
QUIET & COMFORTABLE	 Low Noise	●	●	●	●
	 Comfort Air	●	●	●	●
	 Quick & Easy Installation	●	●	●	●
COMFORT COOL	 2-Way Swing	●	●	●	●
	 Jet Cool	●	●	●	●
CONTROL	 DRY CONTACT Dry Contact	●	●	●	●
ENERGY RATING	 Cooling	4.5	3	2	2
	 Heating	5	3.5	2.5	2

## KEY FEATURES

# HIGH EFFICIENCY SERIES



Model	WH09SK-18	WH12SK-18	WH18SL-19	WH24SL-18	WH30SR-18	WH34SR-18
Cool kW	2.5	3.5	5.0	7.1	8.5	9.4
Heat kW	3.2	4.0	6.0	8.0	9.0	10.3

SMART		Embedded Wi-Fi	●	●	●	●	●	●
		Smart Diagnosis	●	●	●	●	●	●
ENERGY EFFICIENCY		Energy Display & Monitoring	●	●	●	●	●	●
		Active Energy Control - 4 Step	●	●	●	●	●	●
CLEAN, FILTERED AIR		Plasmaster Ionizer <sup>PLUS</sup>	●	●	●	●	●	●
		Auto Cleaning	●	●	●	●	●	●
DURABILITY		10-Year Compressor Parts Warranty	●	●	●	●	●	●
CORE TECHNOLOGY		Smart Inverter Compressor	●	●	●	●	●	●
QUIET & COMFORTABLE		Low Noise	●	●	●	●	●	●
		Comfort Air	●	●	●	●	●	●
		Quick & Easy Installation	●	●	●	●	●	●
COMFORT COOL		4-Way Swing	●	●	●	●	●	●
		Jet Cool	●	●	●	●	●	●
CONTROL		Dry Contact	●	●	●	●	●	●
ENERGY RATING		Cooling	6	4	3.5	3	3	2.5
		Heating	6	5	4	3.5	3.5	3

# KEY FEATURES

## CONTROL



### Remote Control



- 1 Comfort Air Mode
- 2 On / Off
- 3 Light Off
- 4 Operation Mode
- 5 Temperature Setting
- 6 Indoor Fan Speed
- 7 Energy Control
- 8 Jet Cool / Jet Heat
- 9 Airflow Control (Up and Down)
- 10 Airflow Control (Left and Right)
- 11 Room Temperature
- 12 Function
- 13 Timer
- 14 Set / Clear



### Commercial Application

Optional controllers for commercial applications

Model				
	PREMTB001 (STANDARD WIRED)	PREMTA000 (Premium WIRED)	PACEZA000 (AC EZ TOUCH)	PACS5A000 (AC SMART 5)
Requirement			PI485 card	PI485 card
WH09	✓	✓	✓	✓
WH12	✓	✓	✓	✓
WH18	✓	✓	✓	✓
WH24	✓	✓	✓	✓
WH30	✓	✓	✓	✓
WH34	✓	✓	✓	✓

Model			
	PACP4B000 Power Module (ACP)	PACM4B000 (AC MANAGER 4)	PMNFP14A1 (PI485 32 IDU)
Requirement	PI485 card	PI485 card & ACP	One per outdoor unit
WH09	✓	✓	✓
WH12	✓	✓	✓
WH18	✓	✓	✓
WH24	✓	✓	✓
WH30	✓	✓	✓
WH34	✓	✓	✓



# SPECIFICATIONS

# SMART SERIES

## WS Series

### Built-In Wi-Fi

Indoor Unit : WS09TWN / Outdoor Unit : WS09TWU  
 Indoor Unit : WS12TWN / Outdoor Unit : WS12TWU  
 Indoor Unit : WS18TWN / Outdoor Unit : WS18TWU  
 Indoor Unit : WS24TWN / Outdoor Unit : WS24TWU



Model			WS09TWS	WS12TWS	WS18TWS	WS24TWS		
Indoor Unit		Unit	WS09TWN	WS12TWN	WS18TWN	WS24TWN		
Outdoor Unit			WS09TWU	WS12TWU	WS18TWU	WS24TWU		
Rated Capacity	Cooling	kW	2.6	3.4	4.8	6.3		
	Heating	kW	3.2	4.0	5.9	7.3		
Capacity Range	Cooling	Min ~ Max	0.89 ~ 3.7	0.89 ~ 4.04	0.9 ~ 5.5	0.9 ~ 7.42		
	Heating	Min ~ Max	0.89 ~ 5.0	0.89 ~ 6.0	0.9 ~ 6.4	0.9 ~ 8.64		
Power Input	Cooling	Rated	0.60	0.89	1.46	1.92		
	Heating	Rated	0.74	0.99	1.67	2.23		
Running Current	Cooling	Rated	3.0	4.4	6.5	8.5		
	Heating	Rated	3.3	4.7	7.4	9.9		
EER		W/W	4.33	3.79	3.28	3.28		
AEER		-	4.26	3.76	3.27	3.26		
COP		W/W	4.31	4.04	3.52	3.26		
ACOP		-	4.25	4.00	3.5	3.25		
Energy Label / Star Ratings		Cooling	-	4.5 STAR	3.0 STAR	2.0 STAR	2.0 STAR	
		Heating	-	5.0 STAR	3.5 STAR	2.5 STAR	2.0 STAR	
Power Supply		Ø, V, Hz	1Ph, 220~240V, 50Hz	1Ph, 220~240V, 50Hz	1Ph, 220~240V, 50Hz	1Ph, 220~240V, 50Hz		
Indoor	Air Flow Rate	Cooling, Max / H / M / L	L/s	200 / 183 / 150 / 92	200 / 183 / 150 / 92	258 / 242 / 217 / 175	305 / 268 / 218 / 175	
		Heating, Max / H / M / L	L/s	208 / 183 / 150 / 108	208 / 183 / 150 / 108	308 / 267 / 225 / 183	330 / 293 / 238 / 183	
	Sound Pressure Level	Cooling, Max / H / M / L / SL	dB(A)	48 / 42 / 37 / 27 / 19	48 / 42 / 37 / 27 / 19	49 / 44 / 39 / 34 / 31	49 / 47 / 42 / 34 / 31	
	Dimensions (W x H x D)	Net	mm	837 x 308 x 189	837 x 308 x 189	998 x 345 x 210	998 x 345 x 210	
	Weight	Net	kg	9.1	9.1	11.9	12.7	
Outdoor	Compressor		-	Twin Rotary	Twin Rotary	Twin Rotary	Twin Rotary	
	Condenser		Corrosion Protection	-	Gold	Gold	Gold	Gold
	Sound Pressure Level	Cooling, Rated	dB(A)	49	49	53	54	
		Heating, Rated	dB(A)	51	51	55	57	
	Sound Power Level		dB(A)	65	65	65	66	
	Dimensions* (W x H x D)		Net	mm	770 x 545 x 288	770 x 545 x 288	770 x 545 x 288	870 x 650 x 330
	Weight		Net	kg	34.1	34.1	34.4	46.0
	Operation Range	Cooling	°C DB	-15 ~ 48	-15 ~ 48	-15 ~ 48	-15 ~ 48	
Heating		°C DB	-15 ~ 24	-15 ~ 24	-10 ~ 24	-10 ~ 24		
<b>Field Connections</b>								
Circuit Breaker		A	15	15	20	20		
Power Supply Guide		No.	3 Core + Earth	3 Core + Earth	3 Core + Earth	3 Core + Earth		
Power Supply to Unit		-	Outdoor	Outdoor	Outdoor	Outdoor		
Power and Communication Cable		No. x mm <sup>2</sup>	4 x 1.0 (Including Earth)	4 x 1.0 (Including Earth)	4 x 1.0 (Including Earth)	4 x 1.0 (Including Earth)		
<b>Field Piping</b>								
Piping	Size	Liquid	mm(inch)	Ø 6.35 (1/4)	Ø 6.35 (1/4)	Ø 6.35 (1/4)	Ø 6.35 (1/4)	
		Gas	mm(inch)	Ø 9.52 (3/8)	Ø 9.52 (3/8)	Ø 12.7 (1/2)	Ø 15.88 (5/8)	
	Connections Method	Indoor / Outdoor	-	Flared / Flared	Flared / Flared	Flared / Flared	Flared / Flared	
Drain Hose Size		O.D, I.D	mm	20/15	20/15	20/15	20/15	
Between Indoor & Outdoor	Piping Length	Min ~ Max	m	3 ~ 20	3 ~ 20	3 ~ 20	3 ~ 30	
		Pre-Charge Length	m	7.5	7.5	7.5	7.5	
	Max. Elevation Difference		m	10	10	10	15	
	Piping Connection Heat Insulation		-	Both liquid and gas pipes	Both liquid and gas pipes	Both liquid and gas pipes	Both liquid and gas pipes	
Refrigerant Charge		Type	-	R32	R32	R32	R32	
		Pre Charge	g	800	800	1000	1100	
		Additional Charge	g/m	20	20	20	20	
		Control	-	Electronic Expansion Valve	Electronic Expansion Valve	Electronic Expansion Valve	Electronic Expansion Valve	

\* Dimensions do not include service valve part/cover.

# SPECIFICATIONS

# HIGH EFFICIENCY SERIES

## WH Series

### Built-In Wi-Fi

Indoor Unit : WH09SKN-18 / Outdoor Unit : WH09SKNU-18  
 Indoor Unit : WH12SKN-18 / Outdoor Unit : WH12SKNU-18  
 Indoor Unit : WH18SLN-19 / Outdoor Unit : WH18SLU-19



Model				WH09SK-18	WH12SK-18	WH18SL-19	
Indoor Unit			Unit	WH09SKN-18	WH12SKN-18	WH18SLN-19	
Outdoor Unit				WH09SKNU-18	WH12SKNU-18	WH18SLU-19	
Rated Capacity	Cooling		kW	2.50	3.50	5.00	
	Heating		kW	3.20	4.00	6.00	
Capacity Range	Cooling	Min ~ Max	kW	0.89 ~ 3.70	0.89 ~ 4.20	1.0 ~ 6.0	
	Heating	Min ~ Max	kW	0.89 ~ 5.0	0.89 ~ 6.0	1.0 ~ 9.0	
Power Input	Cooling	Rated	kW	0.51	0.86	1.22	
	Heating	Rated	kW	0.65	0.87	1.38	
Running Current	Cooling	Rated	A	2.80	4.00	5.10	
	Heating	Rated	A	3.80	4.10	5.90	
Full Load Amps			A	6.50	6.50	12.70	
EER			W/W	4.88	4.07	4.10	
AEER			-	4.76	4.01	4.09	
COP			W/W	4.90	4.60	4.35	
ACOP			-	4.80	4.53	4.34	
Energy Label / Star Ratings		Cooling	-	6.0 STAR	4.0 STAR	3.5 STAR	
		Heating	-	6.0 STAR	5.0 STAR	4.0 STAR	
Power Supply			∅, V, Hz	1Ph, 220~240V, 50Hz	1Ph, 220~240V, 50Hz	1Ph, 220~240V, 50Hz	
Indoor	Air Flow Rate	Max / H / M / L / SL	L/s	333 / 200 / 166 / 86 / 63	333 / 200 / 166 / 86 / 63	383 / 283 / 233 / 183	
	Sound Pressure Level	Cooling, Max / H / M / L / SL	dB(A)	- / 42 / 36 / 26 / 22	- / 42 / 36 / 26 / 22	- / 46 / 41 / 36 / 27	
	Dimensions (W x H x D)	Net	mm	998 x 345 x 210	998 x 345 x 210	1060 / 360 / 265	
	Weight	Net	kg	12.0	12.0	16.6	
Outdoor	Compressor		-	Twin Rotary	Twin Rotary	Twin Rotary	
	Condenser		Corrosion Protection	-	Gold	Gold	
	Sound Pressure Level	Cooling, Rated	dB(A)	49	49	49	
		Heating, Rated	dB(A)	51	51	52	
	Sound Power Level		dB(A)	63	63	65	
	Dimensions* (W x H x D)	Net	mm	770 x 545 x 288	770 x 545 x 288	870 x 650 x 330	
	Weight		Net	kg	35	35	45.7
	Operation Range	Cooling	°C DB	-10 ~ 48	-10 ~ 48	-10 ~ 48	
Heating		°C DB	-10 ~ 24	-10 ~ 24	-10 ~ 24		
<b>Field Connections</b>							
Circuit Breaker			A	15	15	20	
Power Supply Guide			No.	3 Core + Earth	3 Core + Earth	3 Core + Earth	
Power Supply to Unit			-	Outdoor	Outdoor	Outdoor	
Power and Communication Cable			No. x mm <sup>2</sup>	4 x 1.0 (Including Earth)	4 x 1.0 (Including Earth)	4 x 1.0 (Including Earth)	
<b>Field Piping</b>							
Piping	Size	Liquid	mm(inch)	∅ 6.35 (1/4)	∅ 6.35 (1/4)	∅ 6.35 (1/4)	
		Gas	mm(inch)	∅ 9.52 (3/8)	∅ 9.52 (3/8)	∅ 12.7 (1/2)	
Connections Method		Indoor / Outdoor	-	Flared / Flared	Flared / Flared	Flared / Flared	
Drain Hose Size		O.D, I.D	mm	21.5, 16.0	21.5, 16.0	20.0, 15.0	
Between Indoor & Outdoor	Piping Length	Min ~ Max	m	3 ~ 20	3 ~ 20	3 ~ 30	
		Pre-Charge Length	m	12.5	12.5	7.5	
	Max. Elevation Difference		m	10	10	20	
	Piping Connection Heat Insulation		-		Both liquid and gas pipes	Both liquid and gas pipes	Both liquid and gas pipes
Refrigerant Charge		Type	-	R32	R32	R32	
		Pre Charge	g	900	900	1300	
		Additional Charge	g/m	20	20	20	
		Control	-	Electronic Expansion Valve	Electronic Expansion Valve	Electronic Expansion Valve	

\* Dimensions do not include service valve part/cover.

# SPECIFICATIONS

## HIGH EFFICIENCY SERIES

### WH Series

#### Built-In Wi-Fi

Indoor Unit : WH24SLN-18 / Outdoor Unit : WH24SLU-18  
 Indoor Unit : WH30SRN-18 / Outdoor Unit : WH30SRU-18  
 Indoor Unit : WH34SRN-18 / Outdoor Unit : WH34SRU-18



Model				WH24SL-18	WH30SR-18	WH34SR-18	
Indoor Unit		Unit		WH24SLN-18	WH30SRN-18	WH34SRN-18	
Outdoor Unit				WH24SLU-18	WH30SRU-18	WH34SRU-18	
Rated Capacity	Cooling	kW		7.10	8.50	9.40	
	Heating	kW		8.00	9.00	10.30	
Capacity Range	Cooling	Min ~ Max	kW	1.0 ~ 8.60	2.0 ~ 9.50	2.0 ~ 11.20	
	Heating	Min ~ Max	kW	1.0 ~ 10.60	2.0 ~ 12.0	2.0 ~ 12.8	
Power Input	Cooling	Rated	kW	1.89	2.26	2.68	
	Heating	Rated	kW	1.99	2.24	2.74	
Running Current	Cooling	Rated	A	8.40	10.10	12.00	
	Heating	Rated	A	8.90	10.00	12.30	
Full Load Amps			A	12.70	16.00	16.00	
EER			W/W	3.76	3.76	3.51	
AEER			-	3.75	3.76	3.51	
COP			W/W	4.02	4.02	3.76	
ACOP			-	4.02	4.01	3.76	
Energy Label / Star Ratings		Cooling	-	3.0 STAR	3.0 STAR	2.5 STAR	
		Heating	-	3.5 STAR	3.5 STAR	3.0 STAR	
Power Supply			Ø, V, Hz	1Ph, 220~240V, 50Hz	1Ph, 220~240V, 50Hz	1Ph, 220~240V, 50Hz	
Indoor	Air Flow Rate	Max / H / M / L / SL	L/s	383 / 283 / 233 / 183	516 / 416 / 350 / 283	516 / 416 / 350 / 283	
	Sound Pressure Level	Cooling, Max / H / M / L / SL	dB(A)	- / 49 / 44 / 40 / 30	- / 51 / 46 / 42 / 33	- / 51 / 46 / 42 / 33	
	Dimensions (W x H x D)	Net	mm	1060 x 360 x 265	1200 x 360 x 265	1200 x 360 x 265	
	Weight	Net	kg	16.6	18.50	18.50	
Outdoor	Compressor		-	Twin Rotary	Twin Rotary	Twin Rotary	
	Condenser		Corrosion Protection	Gold	Gold	Gold	
	Sound Pressure Level	Cooling, Rated	dB(A)	55	55	55	
		Heating, Rated	dB(A)	56	57	57	
	Sound Power Level		dB(A)	66	66	66	
	Dimensions* (W x H x D)	Net	mm	870 x 800 x 320	950 x 832 x 330	950 x 832 x 330	
	Weight		Net	kg	55.0	67.1	67.1
	Operation Range	Cooling	°C DB	-10 ~ 48	-10 ~ 48	-10 ~ 48	
Heating		°C DB	-15 ~ 24	-15 ~ 24	-15 ~ 24		
<b>Field Connections</b>							
Circuit Breaker			A	20	25	25	
Power Supply Guide			No.	3 Core + Earth	3 Core + Earth	3 Core + Earth	
Power Supply to Unit			-	Outdoor	Outdoor	Outdoor	
Power and Communication Cable			No. x mm <sup>2</sup>	4 x 1.0 ( Including Earth)	4 x 1.0 ( Including Earth)	4 x 1.0 ( Including Earth)	
<b>Field Piping</b>							
Piping	Size	Liquid	mm(inch)	Ø 9.52 (3/8)	Ø 9.52 (3/8)	Ø 9.52 (3/8)	
		Gas	mm(inch)	Ø 15.88 (5/8)	Ø 15.88 (5/8)	Ø 15.88 (5/8)	
Connections Method		Indoor / Outdoor	-	Flared / Flared	Flared / Flared	Flared / Flared	
Drain Hose Size		O.D, I.D	mm	20, 15	20, 15	20, 15	
Between Indoor & Outdoor	Piping Length	Min ~ Max	m	3 ~ 30	3 ~ 30	3 ~ 30	
		Pre-Charge Length	m	7.5	7.5	7.5	
	Max. Elevation Difference		m	20	20	20	
	Piping Connection Heat Insulation		-	Both liquid and gas pipes	Both liquid and gas pipes	Both liquid and gas pipes	
Refrigerant Charge		Type	-	R32	R32	R32	
		Pre Charge	g	1750	2000	2000	
		Additional Charge	g/m	20	20	20	
		Control	-	Electronic Expansion Valve	Electronic Expansion Valve	Electronic Expansion Valve	

\* Dimensions do not include service valve part/cover.

# DETAILED FEATURE LIST

# SMART SERIES

Category	Function	WS09TWS	WS12TWS	WS18TWS	WS24TWS	
Air Flow	Air Supply Outlet	1	1	1	1	
	Airflow Direction Control (Left & Right)	Manual	Manual	Manual	Manual	
	Airflow Direction Control (Up & Down)	6 Steps	6 Steps	6 Steps	6 Steps	
	Auto Swing (Left & Right)	X	X	X	X	
	Auto Swing (Up & Down)	●	●	●	●	
	Fan Speed Steps (Fan / Cool / Heat)	6 / 6 / 6	6 / 6 / 6	6 / 6 / 6	6 / 6 / 6	
	Natural Wind (Auto Wind)	● / ●	● / ●	● / ●	● / ●	
	Jet Cool / Jet Heat (Power Wind)	●	●	●	●	
Air Filtration	Comfort Air	●	●	●	●	
	Pre-filter (Washable)	●	●	●	●	
	Deodorising Filter	X	X	X	X	
	Micro Dust Filter	X	X	X	X	
	Multi Protection Filter	X	X	X	X	
Installation	Plasma Air Filter (Ionizer)	X	X	X	X	
	Drain Pump	X	X	X	X	
Reliability	Hot Start	●	●	●	●	
	Self Diagnosis	●	●	●	●	
	De-Ice Control (Defrost)	●	●	●	●	
	Dry (Dehumidification) Operation	●	●	●	●	
Convenience	Auto Changeover	●	●	●	●	
	Auto Operation (Artificial Intelligence)	X	X	X	X	
	Auto Cleaning (Coil Dry)	●	●	●	●	
	Auto Restart Operation	●	●	●	●	
	Child Lock <sup>1</sup>	●	●	●	●	
	Forced Operation	●	●	●	●	
	Group Control <sup>1</sup>	X	X	X	X	
	Sleep Mode	7hr	7hr	7hr	7hr	
	Timer 24hr (On/Off) / 7hr (Off)	● / X	● / X	● / X	● / X	
	Two Thermistor Control <sup>1</sup>	●	●	●	●	
	Low Ambient Operation	●	●	●	●	
	Overheating Protection	●	●	●	●	
	Low Heating	X	X	X	X	
	Voice Control	X	X	X	X	
	Smart Scan (PIR)	X	X	X	X	
	LG AC Tag On (NFC)	X	X	X	X	
	Outdoor Silent Mode	●	●	●	●	
	Mosquito Away	X	X	X	X	
Smart Diagnosis	●	●	●	●		
Energy Saving	Indoor Unit Display Type	Number Display	Number Display	Number Display	Number Display	
	Indoor Unit Display Light	On / Off	On / Off	On / Off	On / Off	
	Energy Display	●	●	●	●	
	Energy Saving	X	X	X	X	
	Energy Control	Active Energy Control	Active Energy Control	Active Energy Control	Active Energy Control	
	Gen Mode	X	X	X	X	
	Wired Remote Controller (Premium) <sup>2</sup>	X	X	X	X	
	Wired Remote Controller (Standard) <sup>2</sup>	X	X	X	X	
	Wired Remote Controller (Simple with Mode Selection) <sup>2</sup>	X	X	X	X	
	Wired Remote Controller (Simple without Mode Selection) <sup>2</sup>	X	X	X	X	
Individual Control	Hand-held (See Remote Controller Section)	AKB74955603	AKB74955603	AKB74955603	AKB74955603	
	Wireless Controller	Setting Temperature Range (Cooling)	18-30 °C (64-86 °F)	18-30 °C (64-86 °F)	18-30 °C (64-86 °F)	18-30 °C (64-86 °F)
		Setting Temperature Range (Heating)	16-30 °C (60-86 °F)	16-30 °C (60-86 °F)	16-30 °C (60-86 °F)	16-30 °C (60-86 °F)
CAC Network Function	General Control Controller (Non LGAP)	X	X	X	X	
	Network Solution (LGAP)	X	X	X	X	
	Dry Contact <sup>2</sup>	●	●	●	●	
	PDI (Power Distribution Indicator) <sup>2</sup>	X	X	X	X	
Special Function Kit	Outdoor Unit PI 485 <sup>2</sup>	X	X	X	X	
	Wi-Fi <sup>2</sup>	Embedded	Embedded	Embedded*	Embedded	
Others	Smart Inverter Monitoring System (SIMS) <sup>2</sup>	PSWMOZ3	PSWMOZ3	PSWMOZ3	PSWMOZ3	
	Mode Lock	Cooling Only or Heating Only	Cooling Only or Heating Only	Cooling Only or Heating Only	Cooling Only or Heating Only	
	Temperature Control	Thermistor	Thermistor	Thermistor	Thermistor	
	DRED (Demand Response Enabling Device)	●	●	●	●	

## Note

● : Applied, X : Not Applied

• Filters are optional in some specific areas.

• <sup>1</sup>: This function can be operated only when the wired remote controller is connected. The applicability of each function depends on the above table.

• <sup>2</sup>: Optional accessories must be purchased separately. If shown as "Embedded", this function is included in product.

• The function Wi-Fi is only compatible with 2.4 GHz band. (802.11 b/g/n)

• Some specifications may be changed without notifications due to our policy of innovation.

• The air conditioner which DRED is available is capable of DRM1, DRM2 and DRM3 and complies with standard AS/NZS 4755.3.1.

# DETAILED FEATURE LIST

## HIGH EFFICIENCY SERIES

Category	Function	WH09SK-18	WH12SK-18	WH18SL-19	WH24SL-18	WH30SR-18	WH34SR-18	
Air Flow	Air Supply Outlet	1	1	1	1	1	1	
	Airflow Direction Control (Left & Right)	5 Steps	5 Steps	5 Steps	5 Steps	5 Steps	5 Steps	
	Airflow Direction Control (Up & Down)	6 Steps	6 Steps	6 Steps	6 Steps	6 Steps	6 Steps	
	Auto Swing (Left & Right)	●	●	●	●	●	●	
	Auto Swing (Up & Down)	●	●	●	●	●	●	
	Fan Speed Steps (Fan / Cool / Heat)	6 / 6 / 6	6 / 6 / 6	6 / 6 / 6	6 / 6 / 6	6 / 6 / 6	6 / 6 / 6	
	Natural Wind (Auto Wind)	● / ●	● / ●	● / ●	● / ●	● / ●	● / ●	
	Jet Cool / Jet Heat (Power Wind)	●	●	●	●	●	●	
	Comfort Air	●	●	●	●	●	●	
Air Filtration	Pre-filter (Washable)	●	●	●	●	●	●	
	Plasma Air Filter (Ionizer)	●	●	●	●	●	●	
Reliability	Hot Start	●	●	●	●	●	●	
	Self Diagnosis	●	●	●	●	●	●	
	De-Ice Control (Defrost)	●	●	●	●	●	●	
	Dry (Dehumidification) Operation	●	●	●	●	●	●	
Convenience	Auto Changeover	●	●	●	●	●	●	
	Auto Cleaning (Coil Dry)	●	●	●	●	●	●	
	Auto Restart Operation	●	●	●	●	●	●	
	Forced Operation	●	●	●	●	●	●	
	Group Control <sup>1</sup>	X	X	X	●	●	●	
	Sleep Mode	7hr	7hr	7hr	7hr	7hr	7hr	
	Timer 24hr (On/Off) / 7hr (Off)	● / X	● / X	● / X	● / X	● / X	X / ●	
	Two Thermistor Control <sup>1</sup>	●	●	●	●	●	●	
	Low Ambient Operation	●	●	●	●	●	●	
	Overheating Protection	●	●	●	●	●	●	
	Outdoor Silent Mode	●	●	●	●	●	●	
	Smart Diagnosis	●	●	●	●	●	●	
	Indoor Unit Display Type	Number Display	Number Display	Number Display	Number Display	Number Display	Number Display	
	Indoor Unit Display Light	On / Off	On / Off	On / Off	On / Off	On / Off	On / Off	
Energy Display	●	●	●	●	●	●		
Energy Saving	Energy Control	Active Energy Control	Active Energy Control	Active Energy Control	Active Energy Control	Active Energy Control	Active Energy Control	
Individual Control	Wired Remote Controller (Standard) <sup>2</sup>	●	●	●	PREMTB001	PREMTB001	PREMTB001	
	Hand-held Wireless Controller	(See Remote Controller Section)	AKB74955603	AKB74955603	AKB74955603	AKB74955603	AKB74955603	AKB74955603
		Setting Temperature Range (Cooling)	18-30 °C (64-86 °F)	18-30 °C (64-86 °F)	18-30 °C (64-86 °F)	18-30 °C (64-86 °F)	18-30 °C (64-86 °F)	18-30 °C (64-86 °F)
	Setting Temperature Range (Heating)	16-30 °C (60-86 °F)	16-30 °C (60-86 °F)	16-30 °C (60-86 °F)	16-30 °C (60-86 °F)	16-30 °C (60-86 °F)	16-30 °C (60-86 °F)	
CAC Network Function	Network Solution (LGAP)	●	●	●	●	●	●	
	Dry Contact <sup>2</sup>	PDRYCB000, PDRY-CB100, PDRYCB400, PDRY-CB500	PDRYCB000, PDRY-CB100, PDRYCB400, PDRY-CB500	PDRYCB000, PDRY-CB100, PDRYCB400, PDRY-CB500	PQDSB1, PQDSBC, PQDSBC1, PQDSBNGCM1	PQDSB1, PQDSBC, PQDSBC1, PQDSBNGCM1	PQDSB1, PQDSBC, PQDSBC1, PQDSBNGCM1	
	Outdoor Unit PI 485 <sup>2</sup>	PMNFP14A*	PMNFP14A*	PMNFP14A*	PMNFP14A1	PMNFP14A1	PMNFP14A1	
Special Function Kit	Wi-Fi	Embedded	Embedded	Embedded*	Embedded	Embedded	Embedded	
	Smart Inverter Monitoring System (SIMS) <sup>2</sup>	PSWMOZ3	PSWMOZ3	PSWMOZ3	PSWMOZ3	PSWMOZ3	PSWMOZ3	
Others	DRED (Demand Response Enabling Device)	●	●	●	●	●	●	

### Note

- : Applied, X : Not Applied
- Filters are optional in some specific areas.
- <sup>1</sup>: This function can be operated only when the wired remote controller is connected. The applicability of each function depends on the above table.
- <sup>2</sup>: Optional accessories must be purchased separately. If shown as "Embedded", this function is included in product.
- The function Wi-Fi is only compatible with 2.4 GHz band. (802.11 b/g/n)
- Some specifications may be changed without notifications due to our policy of innovation.
- The air conditioner which DRED is available is capable of DRM1, DRM2 and DRM3 and complies with standard AS/NZS 4755.3.1.

# WHY LG AIR CONDITIONERS?

## Years of Experience

LG has been keeping Australians comfortable for over 25 years. With our advanced technology and reliable heating and cooling solutions, you can count on LG to bring you comfort in your home.

## Specialist Dealer Network

We have LG Specialist Dealers all across Australia. Our Dealers are experts in their field and will provide you with an obligation free quotation to deliver and install the right solution for your home.

## 10 Year Compressor Parts Warranty

The LG Smart Inverter Compressor™ is designed to cope with high temperatures, so great for those hot Australian conditions. With the 10 year compressor parts warranty\*, you have the peace of mind that you can come home to comfort for years to come.

\* 5 years parts and labour + 5 years limited parts warranty on the compressor.

## Smart Technology\*

LG is committed to continuous improvement of our products and incorporating the latest technology in all of our products. Our Split System air conditioners not only have features to efficiently heat or cool your home, but also technology to help make it more convenient as well such as embedded WiFi – so you can control your unit with your Smartphone, even when you're not home.

LG air conditioners are now also compatible with Google Home, enabling you to control your air conditioner with the sound of your voice.

\* Product Registration using both LG Smart ThinQ app & Google app is required. Internet, Wi-Fi connection and Google account required. Data usage may apply. Controlling devices and features requires compatible smart devices. Features and services may be changed without notice. Google is a trademark of Google LLC.







For more information visit  
[lg.com/au/split-system-air-conditioner](https://lg.com/au/split-system-air-conditioner)

\*The specifications, designs and information in this brochure are subject to change without notice.  
Unit colours shown are as close as possible to actual unit colours. Colours may vary slightly.